



# HOW TO ACE THE JOB INTERVIEW

With Siqandar.ai

# Today's lecture

Poll


Build a profile

Review

# Do you have a linkedin profile



1. Yes




2. No

Have you attended a class/lecture/  
session on making a linkedin profile



1. YES



2. NO

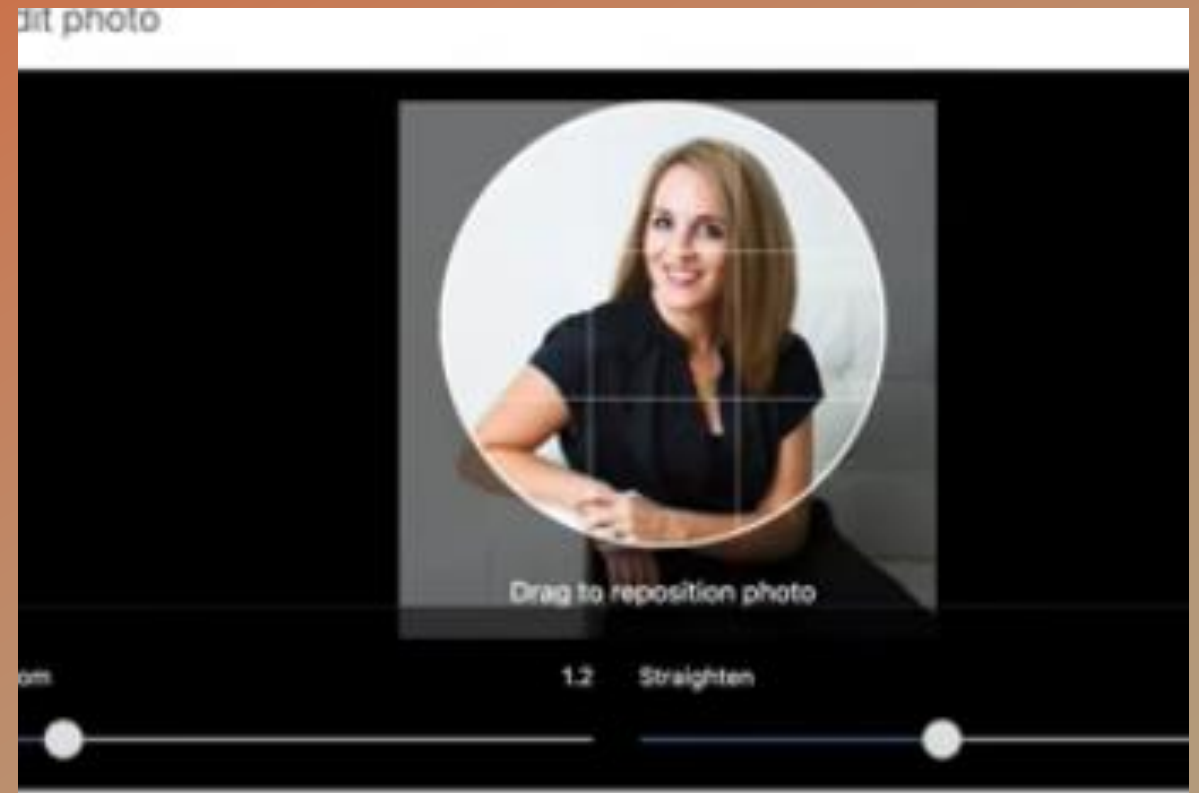
# How many Linkedin connections do you have ?

- A. > 500
- B. 100-500
- C. 0- 500
- D. 0

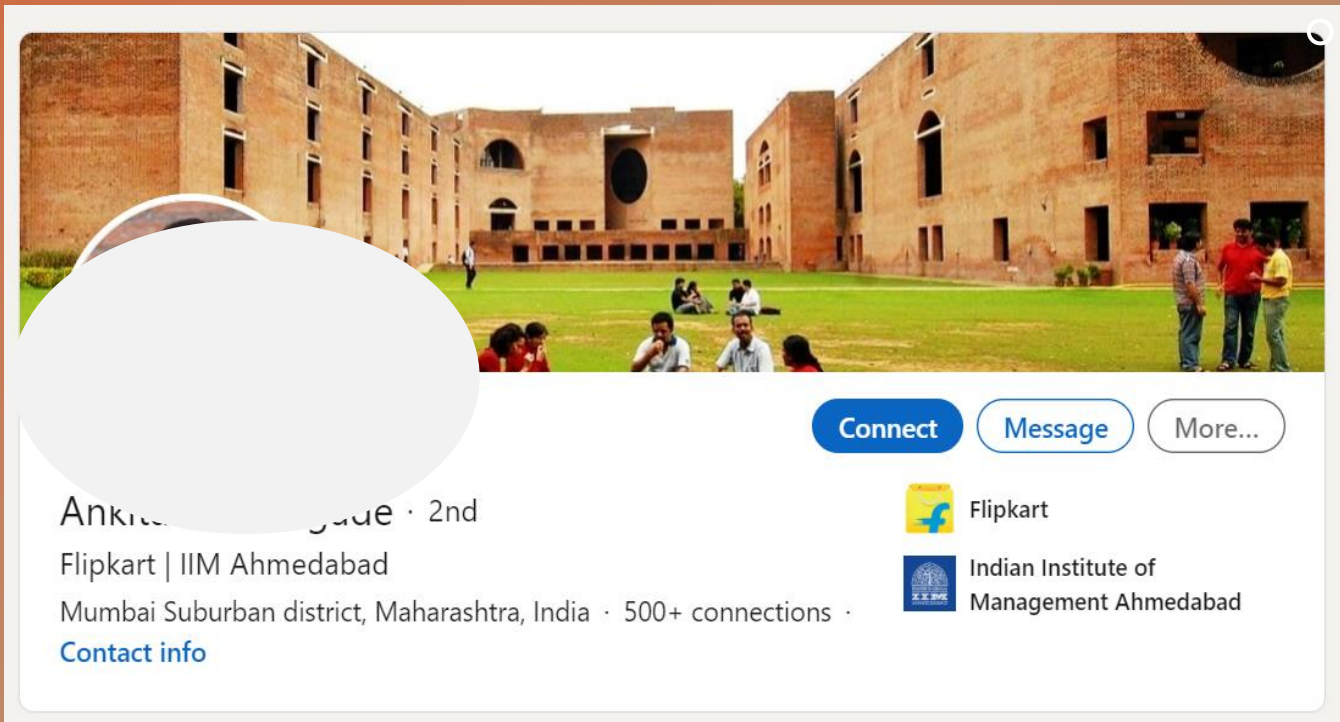
# TIPS FOR A GOOD LINKEDIN PROFILE




1. A good formal head-shot picture



## 2. USE YOUR INSTITUTION'S BACKDROP



# MAKE YOUR HEADLINE STAND OUT



+

•

○

# Linkedin summary

- Ensure you have a summary !
- Your specialization
- Any other certifications
- Key awards & interests
- One or two paragraphs while filling this section.
- Can also use bullet points
- Use 'key words' in typical job you want to apply for

# Work & Education experiences



Brief but powerful



Include Internships & volunteer work



Include certifications (coursera,AWS,EDX etc.)



Put Specific Accomplishments / inspiration from other linkedin profiles



Can add media samples

# Other tips



## Add relevant skills

Add skills on your profile helps you showcase your abilities

Once you add your skills, your connections can endorse them.

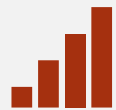
Can take assessments for skills



## Request recommendations

Ask teachers, work colleagues

No limit to the number of recommendations you can request for.



## Profile strength meter

to gauge the strength of your profile.

# LinkedIn Mistakes



No photo / Summary



“Actively seeking work” in profile



Different from resume



No recommendations



Very few connections

# Task



UPDATE YOUR  
LINKEDIN



LINK WITH ME